

PRODUCT DATASHEET

PCLAS 60DS FR 60 FR 9 W/2700 K E27

PARATHOM® DAYLIGHT SENSOR CLASSIC A | Special LED lamps with daylight sensor, classic bulb shape



Areas of application

- Wherever constant lighting is necessary at night
- Outdoor use in outdoor luminaires only (minimum IP65)

Product benefits

- Short payback period thanks to low energy consumption and maintenance costs
- Energy-saving lighting solution thanks to automatic switch off at daylight
- Safety through automatic switch-on at darkness
- Low energy consumption
- Easy replacement of classic lamps thanks to compact design
- Instant 100 % light, no warm-up time
- Light sensors detect daylight on the basis of the spectral distribution

Product features

- LED alternative to conventional lamps
- Not dimmable



- Good quality of light; color rendering index $R_a \geq 80$; constant chromaticity

TECHNICAL DATA

Electrical data

Nominal wattage	9 W
Construction wattage	9.00 W
Nominal voltage	220...240 V
Claimed equiv. conventional lamp power	60 W
Nominal current	70 mA
Type of current	AC
Inrush current	6.6 A
Operating frequency	50...60 Hz
Mains frequency	50...60 Hz
Max. lamp no. on circuit break. 10 A (B)	30
Max. lamp no. on circuit break. 16 A (B)	45
Power factor λ	> 0.50

Photometrical data

Luminous flux	806 lm
Nominal useful luminous flux 90°	806 lm
Luminous efficacy	89 lm/W
Lumen main.fact.at end of nom.life time	0.70
Light color (designation)	Warm White
Color temperature	2700 K
Color rendering index Ra	≥80
Light color	827
Standard deviation of color matching	≤6 sdcn
Rated LLMF at 6,000 h	0.80

Light technical data

Beam angle	240 °
Warm-up time (60 %)	< 0.50 s
Starting time	< 0.5 s
Rated beam angle (half peak value)	240.00 °

Dimensions & Weight

Overall length	112.00 mm
Diameter	60.00 mm

Maximum diameter	62 mm
Product weight	34.00 g

Temperatures & operating conditions

Ambient temperature range	-20...+40 °C
Maximum temperature at tc test point	96 °C

Lifespan

Nominal lamp life time	25000 h
Number of switching cycles	100000
Lumen maintenance at end of serv	0.70
Rated lamp survival factor at 6,000	≥ 0.90

Additional product data

Base (standard designation)	E27
Mercury content	0.0 mg
Mercury-free	Yes
Design / version	Frosted
Product remark	All technical parameters apply to the entire lamp / Due to the complex production process for light-emitting diodes, the typical values shown for the technical LED parameters are purely statistical values that do not necessarily match the actual technical parameters of each individual product, which can vary from the typical value

Capabilities

Dimmable	No
----------	----

Certificates & Standards

Energy efficiency class	A+ ¹⁾
Energy consumption	9.00 kWh/1000h
Type of protection	IP20
Standards	CE
Photobiological safety group acc. to EN62778	RG0

¹⁾ Energy efficiency class (EEC) on a scale of A+++ (highest efficiency) to E (lowest efficiency)




Country-specific categorizations

ILCOS	DRAA/F-9,5/827-220-240-E27-60
Order reference	LEDPLA60DS 9W/

Energy labelling regulation data acc EU 2019/2015

Light source cap-type (or other electric interface)	E27
Length	112.00 mm
Height	60.00 mm
Width	60.00 mm

DOWNLOAD DATA

DOWNLOAD DATA	
	PRODUCT DATASHEET PCLAS 60DS FR 60 FR 9 W 2700K E27
	IES file (IES) AC08373_CLA60DS 8,5W 230V FR E27
	LDT file (Eulumdat) AC08373_CLA60DS 8,5W 230V FR E27

LOGISTICAL DATA

Product code	Packaging unit (Pieces/Unit)	Dimensions (length x width x height)	Gross weight	Volume
4058075303485	Folding box 1	63 mm x 63 mm x 127 mm	55.00 g	0.50 dm ³
4058075303492	Shipping box 10	327 mm x 136 mm x 141 mm	648.00 g	6.27 dm ³

The mentioned product code describes the smallest quantity unit which can be ordered. One shipping unit can contain one or more single products. When placing an order, for the quantity please enter single or multiples of a shipping unit.

DISCLAIMER

Subject to change without notice. Errors and omission excepted. Always make sure to use the most recent release.