

# PRODUCT DATASHEET

## DULUX D/E 10 W/830

OSRAM DULUX® D/E | CFLni, 2 tubes, with 4-pin base for ECG operation



### Areas of application

- Offices, public buildings
- Shops
- Supermarkets and department stores
- Hotels, restaurants
- Industry

### Product benefits

- Improved maintenance

### Product features

- Good color rendering index
- Dimmable (3...100 %)
- Short and compact pin-base lamp with double-turn tubes
- Single-ended four-pin plug-in G24q base



---

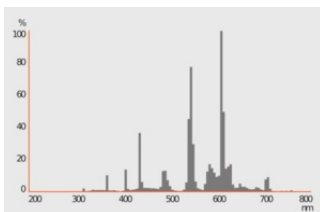
## TECHNICAL DATA

### Electrical data

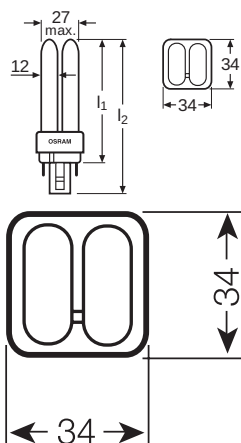
Nominal wattage	10 W
Construction wattage	10.70 W
Nominal voltage	64 V
Nominal current	0.19 A

### Photometrical data

Luminous flux	600 lm
Luminous efficacy	56 lm/W
Light color (designation)	LUMILUX Warm White
Color temperature	3000 K
Color rendering index Ra	≥80
Light color	830
Rated LLMF at 2,000 h	0.90
Rated LLMF at 4,000 h	0.84
Rated LLMF at 6,000 h	0.83
Rated LLMF at 8,000 h	0.81
Rated LLMF at 12,000 h	0.79
Rated LLMF at 16,000 h	0.78
Rated LLMF at 20,000 h	0.77



### Dimensions & Weight



Overall length	103.00 mm
Length with base excl. base pins/connection	87,00 mm
Diameter	12 mm
Tube diameter	12 mm
Product weight	28.5 g

### Temperatures & operating conditions

Ambient temperature range	-5...+40 °C
---------------------------	-------------

### Lifespan

Nominal lamp life time	20000 h
Service life	13000 h
Rated lamp survival factor at 2,000 h	0.99
Rated lamp survival factor at 4,000	0.99
Rated lamp survival factor at 6,000	0.99
Rated lamp survival factor at 8,000 h	0.99
Rated lamp survival factor at 12,000 h	0.95
Rated lamp survival factor at 16,000	0.81
Rated lamp survival factor at 20,000 h	0.50
Lifespan B50	20000 h

### Additional product data

Base (standard designation)	G24q-1
Mercury content	1.6 mg

## Capabilities

Dimmable	Yes
----------	-----

## Certificates & Standards

Energy efficiency class	G
Energy consumption	11.00 kWh/1000h

## Country-specific categorizations

ILCOS	FSQH-10/830-/P/-G24q-1
Order reference	DULUX D/E 10W/8

## Energy labelling regulation data acc EU 2019/2015

Lighting technology used	CFLNI
Non-directional or directional	NDLS
Mains or non-mains	NMLS
Light source cap-type (or other electric interface)	G24q-1
Connected light source (CLS)	No
Color-tuneable light source	No
Envelope	No
High luminance light source	No
Anti-glare shield	No
Correlated colour temperature type	SINGLE_VALUE
Claim of equivalent power	No
Length	103.00 mm
Height	12 mm
Width	12 mm
Chromaticity coordinate x	0,440
Chromaticity coordinate y	0,403
Beam angle	SPHERE_360
EPREL ID	546440
Model number	AC34215




## EQUIPMENT / ACCESSORIES

- Suitable for operation on electronic control gear

## Safety advice

– In case of lamp breakage: [www.ledvance.com/brokenlamp](http://www.ledvance.com/brokenlamp)

## DOWNLOAD DATA

DOWNLOAD DATA	
	Certificates EAC RU C-DE.HA46.B.01131_21 21.05.2021-20.05.2026 Expert Certification - CFLpin
	Certificates EAC N RU D-DE.MU62.B.00933_20 06.03.2020-05.03.2025 Prommash Test - CFLpin
	Declarations of conformity EC Declaration of Conformity - 2021 9C1-4077878-EN-00 - DULUX D

## LOGISTICAL DATA

Product code	Packaging unit (Pieces/Unit)	Dimensions (length x width x height)	Gross weight	Volume
4050300419435	Folding box 1	35 mm x 35 mm x 118 mm	43.75 g	0.14 dm <sup>3</sup>
4050300419442	Shipping box 10	160 mm x 132 mm x 108 mm	477.75 g	2.28 dm <sup>3</sup>

The mentioned product code describes the smallest quantity unit which can be ordered. One shipping unit can contain one or more single products. When placing an order, for the quantity please enter single or multiples of a shipping unit.

## DISCLAIMER

Subject to change without notice. Errors and omission excepted. Always make sure to use the most recent release.